

## Research Paper



## The effect of adding levels of the organic acid taurine on improving the characteristics of diluted and cooled semen of arabi rams

Noor Riyadh Hussein<sup>1\*</sup>, Asadi Falah Abdulmohsen Al<sup>2</sup>, Jassim Emad Falah Hassan Al<sup>3</sup>

<sup>1\*2,3</sup>Department of Animal Production, College of Agriculture, University of Basrah, Iraq.

### Article Info

#### Article History:

Received: 30 December 2023

Revised: 08 March 2024

Accepted: 16 March 2024

Published: 02 May 2024

#### Keywords:

Taurine


Semen

Arabi Rams

Characteristics

Cooled

Sperm



### ABSTRACT

This investigation was place from 1/10/2022 to 31/1/2023 in the College of Agriculture / University of Basra / Karma Ali animal field. Five Orabih rams with similar weights and ages of 2.5 to 3 years were bred for the research. For two weeks, the animals were taught to collect semen using the Kabash's fake vagina and given a 2 kilogram diet with two meals each day. Semen was collected three times a month after training, and rams' sperm was added taurine organic acid (zero, 2, 4.6 mmol) and stored in a cryosafe at 5 ° for up to 48 hours. A computer analyzed all diluted and chilled semen properties. Results of the study: T2 treatment significantly outperformed other coefficients in individual movement, sperm concentration, and percentage of live sperm in refrigerated semen (P<0.05). Cryostorage zero (hour) significantly outperformed other periods in pH values, individual movement, and sperm concentration, and exceeded 24 hours (P<0.05). T2 treatment significantly outperformed (P<0.05) other coefficients in pH, individual sperm motility, and live sperm percentage at zero hour, while T2 recorded the highest sperm concentration in refrigerated semen at 24 hours (P<0.05). 2: The control and T6 coefficients had the highest percentages of dead sperm (P<0.05) compared to other transactions, with the 72-hour cold storage period having the highest moral percentages (P<0.05). The T6 treatment and 72-hour storage period also had the highest moral percentages (P<0.05) in the percentage of dead sperm. T2 transaction significantly outperformed (p<0.05) the straight linear velocity VSL and linearity of the path LIN of sperm, and the duration of cold storage zero (hour) significantly outperformed 72, 48, and 24 hours in VSL and LIN ratios for sperm. T2 transaction at cold storage zero (hour) significantly outperformed VSL and LIN ratios of spe

#### Corresponding Author:

Noor Riyadh Hussein

Department of Animal Production, College of Agriculture, University of Basrah, Iraq.

Email: [nourriyadh999@gmail.com](mailto:nourriyadh999@gmail.com)

Copyright © 2024 The Author(s). This is an open access article distributed under the Creative Commons Attribution License, (<http://creativecommons.org/licenses/by/4.0/>) which permits unrestricted use, distribution, and reproduction in any medium, provided the original work is properly cited.

## 1. INTRODUCTION

As a result of oxidative stress, effective oxygen release (ROS), and damage to the sperm membrane and its contents, the use of frozen semen for in vitro fertilization increases the rates of dead and malformed sperm [1]. Adding thinners to male sperm without first analyzing their effects reduces motility and the proportion of living sperm in the semen, while increasing blood flow to the sperm membrane as it dissolves. According to [2], [3] Common diluents include egg yolk and fructose. Yeah, Surerol In order to preserve sperm's viability and enhance its resistance to freezing and thawing [4], [5]. So, researchers' thoughts came to fruition when they mixed amino and organic acids with diluted semen that had been treated with egg yolk, fructose, and everything else. Lycerin, better known as Yesrol, The organic acid taurine will be mixed with ram semen that has been diluted with egg yolk for our present investigation. Yeah, Surerol Based on the study's suggested ratios, taurine is an organic acid that plays several critical functions in the body's cells. It is a component of cell membranes and helps control the passage of nutrients across cell membranes while also making them more vulnerable. Its chemical formula is  $C_2H_2NO_4S$  and its molecular weight is 125.15 g/mol; it is also an antioxidant and helps prevent toxins and remove free radicals. Taurine is an organic acid that the body can produce and also gets from outside sources like meat and fish. Several studies have shown that combining it with cysteine and other amino acids makes bull semen thinners, which protect the acrosome during thawing and storage, and keeps sperm active and vital [6], [7], [8], [9]. A number of recent studies have shown that adding taurine as a diluent to egg yolk and fructose improves the fertility of male agricultural animals' sperm. This is because taurine keeps the osmotic pressure inside the sperm from breaking down and its components from exuding during thawing after freezing, making for more effective sperm during artificial insemination and higher rates of fertilization and pregnancy [5], [10], [11], [12].

## 2. RELATED WORK

Individual movement, concentration, living sperm, dead sperm, and straight linear velocity (VSL) are some of the sperm quality metrics that are investigated in this study. The research investigates the influence of various treatments (T1, T2, and T3) and storage durations (zero, 24, 48, and 72 hours) on sperm quality parameters. Findings that are congruent with those of prior research are shown by comparative analysis. The research conducted by [13].

In 2014 shed light on the beneficial impact that taurine, an organic acid, has on the mobility and features of individuals, specifically with regard to their sperm. While the research conducted by [10], [11], [12] highlights the antioxidant properties of taurine, the findings of highlight the effectiveness of taurine in protecting sperm membranes. In addition, a number of studies have emphasized the significance of amino and organic acids, egg yolk, fructose, and glycerol in the process of preserving sperm membranes and density.

Research conducted by [14], [15], [16], [17], [7] highlights the relevance of chemical additives in the reduction of oxidative stress and the preservation of sperm membranes throughout the processes of cooling and freezing. Research conducted by [18] [19], [10], [11], [12] provides more insights into the influence that taurine has on the movement of sperm, highlighting the function that taurine plays in preserving motility after a variety of activities. A full knowledge of the relationships between treatments, storage durations, and sperm quality measures may be obtained via the accumulation of information from these investigations.

### 3. METHODOLOGY

This study was conducted in the animal field of the College of Agriculture / University of Basra/ Karma Ali Complex, for the period from 1/10/2022 to 31/1/2022 (four months), the study included (5) adult rams with ages ranging from 2.5-3 years and with similar weights, and the study included:

#### 3.1. Dilution of Semen with Different Concentrations of Taurine and Cooled

The five rams' artificial vaginas were used to collect semen three times a month, which was pooled and transported by test tubes to the laboratory. The tubes were placed in the water bath at 37 °C and diluted with the materials in Table 1. All tests for semen were conducted after diluting it (and was considered a control group), after which different levels of taurine acid (2,4,6) mmol were added, the tubes were tightly closed, and the tubes were refrigerated until the neutralization blister was reached and for periods (zero, 72,48,24) hours after dilution and cooling. So a drop of diluted and cooled semen was placed on a clean and warm glass slide (37 m), a drop of eosin dye mixture (5%) and nacosin (10%) was added, mixed for 10 seconds, dried in air for 1-2 minutes, and examined under a 400X microscope, research. The dye turned dead sperm purplish pink, while living sperm remained clear. 200 sperm were estimated in various places of the slide and toward the letter Z using the formulae for live and dead sperm percentages.

Table 1. Solutions to be used in Extending the Semen of Arabi Rams in the Experiment

Diluents (Volume 100 Ml)				
The Components	Control (First)	Second Diluent	Third Diluent	Fourth Diluent
Tris(gm)	3.07	3.07	3.07	3.07
Citric acid (gm)	1.64	1.64	1.64	1.64
Fructose(gm)	1.26	1.26	1.26	1.26
Egg yolk (ml)	2.5	2.5	2.5	2.5
Gentamycin (ml)	0.5	0.5	0.5	0.5
Taurine (mmol)	----	2	4	6
Clycerol (ml)	8	8	8	8
Distilled water(ml)	Complete the volume to 100 ml			

#### 3.2. Statistical Analysis

The data were analyzed statistically using the statistical program SPSS, 26), as an experiment of two factors, the first factor includes different levels of taurine (0,2,4,6) mmol, and the second factor, which includes cooling periods and different periods according to the following mathematical model equation:

$$TBij + eijk + Yijk = \mu + Ti + Bj$$

Where as:

Yijk = represents the studied adjective.

$\mu$  = overall average.

Ti = concentrations of organic acid (0,2,4,6) mmol.

Bj = cooling durations (0,24,48,72) hours.

TBij = Interaction between amino acid concentrations and cold storage times.

eijk = randomly and naturally distributed experimental error with an average equal to zero and e2 variance.

### 4. RESULTS AND DISCUSSION

#### 4.1. Qualities of Diluted and Cooled Semen for Orabi Rams

##### 4.1.1. Individual Movement of Sperm

As it is noted from Table 2 that the transaction has a significant effect (0.05(P< in the individual movement, as the T<sub>2</sub> transaction outperformed the T<sub>4</sub> coefficients , control, T<sub>6</sub>, as the averages were 79.28, 75.19, 73.13, 66.81% respectively. It is also noted that the storage period (hour) has a significant effect

(0.05(P< In the individual movement of sperm, as the storage period exceeded zero over the rest of the storage periods 24, 48, 72 hours, as the averages were 79.25, 76.26, 71.50, 67.39% respectively, and when studying the interaction between the effect of the transaction and the duration of storage, it was found that (T<sub>2</sub> at the zero period) achieved the best results significantly (0.05(P< compared to the rest of the transactions and the rest of the storage periods, as the individual movement of sperm was 85.66% and the treatment T<sub>6</sub> was recorded at the storage period of 72 hours, the lowest percentages significantly (0.05(P< In the individual movement of sperm, which was 54.38%, the results of the study were consistent with the findings of [20], [8], [9] that the addition of organic acid taurine to the diluted and cooled semen of bulls improved the individual movement of sperm during dissolving processes. As shown [13] that the addition of organic acid taurine to diluted semen has improved the individual movement of sperm by maintaining the osmotic pressure of the sperm and neutralizing the pH and preventing fructose decomposition processes, and taurine acts as an antioxidant and rid the sperm of free radicals and peroxides of ram semen during cooling processes and improve all semen characteristics, including individual movement of sperm [10], [11], [12] confirmed in his study of diluted ram semen with different levels of taurine that the individual movement of sperm was 74.41% higher when stored for three hours at room temperature while starting to decrease when the storage period increased from 7-5 hours [21]. The researchers explained that taurine acted as an antioxidant and rid semen of free radicals and peroxides during dissolving processes, and it also kept the sperm membranes and sperm acrosome from deterioration, as it was shown [22] in his study on African dwarf rams that the individual movement of sperm recorded the highest levels of 86.23, 74.60, 62.35%, which were fed on (1, 0.5, zero) % Taurine respectively. The researchers attributed this to the role of taurine and its effectiveness in preserving sperm membranes and preventing their deterioration during collection, dilution and cooling.

**Table 2.** Effect of Treatments and Duration of Cold Storage on the Individual Motility Percentage (%) of Ram Sperm (Mean ± Standard Error)

<b>Storage Duration</b> <b>Treatments</b>	<b>Zero</b>	<b>24</b>	<b>48</b>	<b>72</b>	<b>Treatments Impact Rate</b>
control	78.34 ± 0.54	75.44 ± 0.40	70.80 ± 0.47	67.94 ± 0.21	73.13 ± 4.17 C
T <sub>2</sub>	85.66 ± 0.48	82.96 ± 0.15	75.49 ± 0.49	72.99 ± 0.24	79.28 ± 5.38 A
T <sub>4</sub>	79.85 ± 0.45	76.40 ± 0.43	73.91 ± 0.18	70.61 ± 0.49	75.19 ± 3.51 B
T <sub>6</sub>	73.15 ± 0.75	70.26 ± 0.08	65.81 ± 0.40	54.38 ± 0.31	66.81 ± 5.90 D
Average effect of storage duration	79.25 ± 4.63 A	76.26 ± 4.67 B	71.50 ± 3.83 C	67.39 ± 5.89 D	LSD for interference 5.04

Large letters horizontally and vertically mean that there are significant differences at the level (p<0.05) of the effect of storage period and treatments. Control (no taurine added), T<sub>2</sub> (2 mmol taurine added), T<sub>4</sub> (4 mmol taurine added), T<sub>6</sub> (6 mmol taurine added).

#### 4.2. Sperm Concentration

Table 3 shows that the treatment has a significant effect (p<0.05) on sperm concentration, as the T<sub>2</sub> treatment outperformed the control coefficients, T<sub>4</sub>, T<sub>6</sub> as the averages were 61.75, 57.20, 57.02, and 41.59% respectively. It is also noted that the storage period (hour) has a significant effect (p<0.05) in the concentration of sperm, as the storage period exceeded 24 hours on the rest of the periods zero, 48, 72 hours as the averages were 58.25, 55.68, 51.93 and 51.69% respectively. When studying the interaction between the effect of the transaction and the duration of storage, it is shown that (T<sub>2</sub> at the period 24) achieved the best results significantly (p<0.05) compared to the rest of the transactions and for the rest of

the storage periods, as the concentration of sperm was 65.32%, and T<sub>6</sub> was recorded at the storage period of 72 hours, the lowest percentages significantly ( $p < 0.05$ ) in the concentration of sperm, as it was 36.68%. The results of the current study agreed with the findings of many researchers that the addition of amino and organic acids with egg yolk, fructose and glycerol has an effective role in maintaining sperm density by reducing oxidative stress and defense mechanism in maintaining sperm membranes and preventing their decomposition. [23], [24], [25] their study on rams and males of goats that the process of generating (Spermatogenesis) inside the testicle is affected by the variation of temperature, humidity and health status of rams by affecting the sperm generators and hindering their work and thus the low concentration and density of sperm and that their storage by cooling increases their deterioration and that adding many substances, especially organic or amino acids or some substances to them. The ability to reduce the osmotic pressure inside the sperm and the effective effect in affecting the concentration of sperm by preserving the sperm membranes and preventing the decomposition of their membranes and thus obtaining balanced sperm with high efficiency on fertilization during artificial insemination. [19], [26] also confirmed in their study on African dwarf males that feeding vegetable powders containing taurine in proportions of (0, 0.5, 1, 1.5) achieved a significant difference in sperm concentration by (2.26, 3.50, 4.17, 5.17%) respectively the researchers attributed this improvement in sperm concentration to the efficiency of taurine in maintaining the contents of sperm and controlling osmotic pressure during semen dissolution during cooling processes.

**Table 3.** The Effect of the Type of Diluent and the Duration of Cold Storage on the Concentration of Ram Sperm ( $\times 10^6$ ) (Mean  $\pm$  Std)

Storage Duration	Zero	24	48	72	Treatments Impact Rate
control	35.35 $\pm$ 1.02	66.24 $\pm$ 0.92	64.91 $\pm$ 0.45	61.59 $\pm$ 0.39	57.20 $\pm$ 3.41B
T <sub>2</sub>	65.32 $\pm$ 0.82	63.45 $\pm$ 0.52	61.63 $\pm$ 0.61	56.59 $\pm$ 0.65	61.75 $\pm$ 3.14A
T <sub>4</sub>	61.24 $\pm$ 0.79	58.96 $\pm$ 0.12	55.97 $\pm$ 0.24	51.92 $\pm$ 0.19	57.02 $\pm$ 3.62C
T <sub>6</sub>	45.82 $\pm$ 1.85	43.67 $\pm$ 0.98	40.19 $\pm$ 0.75	36.68 $\pm$ 0.66	41.59 $\pm$ 3.74D
Average effect of storage duration	61.93 $\pm$ 12.46A	58.25 $\pm$ 9.20B	55.68 $\pm$ 9.82B	51.69 $\pm$ 9.63C	LSD for interference 7.12

#### 4.3. Percentage of Live and Dead Sperm

**Table 4** shows that the treatment has a significant effect ( $p < 0.05$ ) in live sperm, as the T<sub>2</sub> treatment outperformed the control coefficients, T<sub>4</sub>, T<sub>6</sub> as the averages were 81.90, 76.81, 73.21, and 66.37% respectively. It is also noted that the storage period (hour) has a significant effect ( $p < 0.05$ ) in live sperm, as the storage period exceeded zero on the rest of the extended 24, 72, 48 hours if it was, the averages are 78.90, 76.73, 69.37, and 37.30% respectively. When studying the interaction between the effect of the transaction and the duration of storage, it is shown that (T<sub>2</sub> at the zero period) achieved the best results morally ( $p < 0.05$ ) compared to the rest of the transactions and for the rest of the storage periods as the live sperm was 85.67%, and the treatment T<sub>6</sub> was recorded at the storage period of 72 hours with the lowest percentages significantly ( $p < 0.05$ ) in live sperm as it was 61.66%, as well as **Table 5** shows that the treatment has a significant effect ( $p < 0.05$ ) in dead sperm, The transaction control of the transactions T<sub>6</sub>, T<sub>4</sub>, T<sub>2</sub> outperformed the averages of 13.02, 12.81, 11.31, and 9.50 respectively. It is also noted that the duration of storage (hour) has a significant effect ( $p < 0.05$ ) in dead sperm, as the storage period of 72 exceeded the rest of the periods 48, 24, zero hours, as the averages were 14.64, 12.62, 10.68, 8.70% respectively. When studying the interaction between the effect of the transaction and the duration of storage, it is shown that (T<sub>6</sub> At the period 72) achieved the best results morally ( $p < 0.05$ ) compared to the

rest of the transactions and the rest of the storage periods as the dead sperm 16.71% and the treatment T<sub>2</sub> was recorded at the storage period zero hours the lowest percentages significantly ( $p < 0.05$ ) in dead sperm as it was 7.36%, and the reason for this discrepancy in the proportions of live and dead sperm may be attributed to the process of generating sperm and secreting sex hormones, and that additives such as glycerol, which is usually added at rates of 8% to diluted semen It has an important role in preserving sperm membranes during freezing processes through its penetration into the sperm membrane and not allowing the formation of ice crystals, and that the release of active oxygen types (ROS) leads to a decrease in antioxidants present in the seminal plasma and negatively affects the percentage of live sperm and an increase in the percentage of dead and deformed sperm [14], [15], [16], [17], [27], [28] as well as many researchers confirmed that chemical additives represented by some amino acids and organic acids have an active role in maintaining sperm membranes during cooling, freezing and thawing processes by preventing the rupture of these membranes and reducing the concentration of free oxygen types (ROS) and levels of peroxides and lactic acid formation, which have an active role in reducing the percentages of live sperm, [7] indicated in his study on diluted and cooled semen for rams containing organic acid taurine at levels of 50,100 mmol that organic acid has an effective effect on preserving sperm membranes during freezing and thawing processes and reducing reactive oxygen levels (ROS) and thus improving the ability, movement and activity of sperm, increasing mobility and live sperm and reducing the percentage of dead sperm.

**Table 4.** The Effect of Treatments and Duration of Cold Storage on the Percentage of Live Sperm (%) of Ram Semen (Mean  $\pm$  Standard Error)

Storage Duration Treatments	Zero	24	48	72	Treatments Impact Rate
control	80.97 $\pm$ 0.39	78.58 $\pm$ 0.36	75.96 $\pm$ 0.19	71.73 $\pm$ 0.46	76.81 $\pm$ 3.56 B
T2	85.67 $\pm$ 0.53	83.57 $\pm$ 0.42	81.38 $\pm$ 0.56	76.99 $\pm$ 0.18	81.90 $\pm$ 3.34A
T4	78.74 $\pm$ 0.61	76.01 $\pm$ 0.31	71.02 $\pm$ 0.26	67.09 $\pm$ 0.77	73.21 $\pm$ 4.67 C
T6	70.22 $\pm$ 0.11	68.77 $\pm$ 0.36	64.85 $\pm$ 0.28	61.66 $\pm$ 0.35	66.37 $\pm$ 3.48D
Average effect of storage duration	78.90 $\pm$ 5.80 A	76.73 $\pm$ 5.53 B	64.30 $\pm$ 6.31 D	69.37 $\pm$ 5.87 C	LSD for interference 5.75

**Table 5.** The Effect of the Type of Diluent and the Duration of Cold Storage on the Percentage of Dead Sperm (%) of Ram Semen (Mean  $\pm$  Standard Error)

Storage Duration Treatments	Zero	24	48	72	Treatments Impact Rate
control	10.25 $\pm$ 0.06	12.01 $\pm$ 0.18	14.13 $\pm$ 0.16	15.70 $\pm$ 0.50	13.02 $\pm$ 2.15 A
T2	7.36 $\pm$ 0.09	9.17 $\pm$ 0.05	10.24 $\pm$ 0.33	11.90 $\pm$ 0.46	9.50 $\pm$ 1.49 D
T4	8.0 $\pm$ 0.21	10.16 $\pm$ 0.05	12.18 $\pm$ 0.07	14.90 $\pm$ 0.46	11.31 $\pm$ 2.64 C
T6	9.21 $\pm$ 0.11	11.40 $\pm$ 0.21	13.94 $\pm$ 0.24	16.71 $\pm$ 0.46	12.81 $\pm$ 2.91 B
Average effect of storage duration	8.70 $\pm$ 1.15 D	10.68 $\pm$ 1.14 C	12.62 $\pm$ 1.63 B	14.64 $\pm$ 2.16 A	LSD for interference 2.15

#### 4.4. Percentage of Straight Velocity VSL and Linearity of Sperm LIN Path

Table 6 shows that the transaction has a significant effect on the straight linear velocity VSL, as the T<sub>2</sub> transaction outperformed the rest of the control coefficients, T<sub>4</sub>, T<sub>6</sub>, as the averages were 65.59, 32.95, 29.99, 28.21% respectively, as well as it is noted that the storage period (hour) has a significant effect ( $p < 0.05$ ) (in VSL), as the storage period exceeded zero over the rest of the periods 24, 48, 72 hours, and when studying the interaction between the effect of the transaction and the duration of storage, it was found that (T<sub>2</sub> At the zero period) achieved the best results morally ( $p < 0.05$ ) in VSL, as it was 25.83%, and The results of this study agreed with the findings of [24], as it found a clear improvement in the types of sperm movement of rams that were fed on organic acid taurine as a result of the use of taurine, as it has a major role in maintaining sperm motility and stimulating them even after cooling, freezing and thawing processes, and the results of this study were confirmed by [10], [11], [12] in their study of ram semen diluted with taurine and cooled that storing semen for about 71 days by cooling and using taurine by 100 mmol reduced the progressive movement (LIN) of sperm while using 20 mmol reached progressive motion (LIN).) to the highest level and the reason for this change is because the high concentration of taurine changes the osmotic pressure of the dilution solution used and affects the permeability of the sperm membrane on the one hand and on the other hand may cause sperm toxicity, destroy the structure of sperm, and thus reduce the overall mobility in sperm [10], [11], [12].

Table 6. The Effect of Parameters and Duration of Cold Storage on the Velocity Straight Line (VSL) of Arabi Ram Sperm (Mean  $\pm$  Standard Error)

Storage Duration	Zero	24	48	72	Treatments Impact Rate
Treatments					
control	37.53 $\pm$ 0.42	34.93 $\pm$ 0.26	30.72 $\pm$ 0.94	28.63 $\pm$ 0.32	32.95 $\pm$ 3.63 B
T2	70.53 $\pm$ 0.49	65.99 $\pm$ 0.16	63.81 $\pm$ 0.43	62.02 $\pm$ 0.20	65.59 $\pm$ 3.30 A
T4	31.90 $\pm$ 0.49	30.00 $\pm$ 0.15	30.04 $\pm$ 0.18	28.04 $\pm$ 0.36	29.99 $\pm$ 1.44 C
T6	30.36 $\pm$ 0.59	28.74 $\pm$ 0.57	27.92 $\pm$ 0.26	25.83 $\pm$ 0.35	28.21 $\pm$ 1.74 D
Average effect of storage duration	42.58 $\pm$ 16.90 A	39.92 $\pm$ 15.74 B	38.12 $\pm$ 15.36 C	36.13 $\pm$ 15.48 D	LSD for interference 3.57

## 5. CONCLUSION

Adding levels of the organic acid taurine during cooling periods improved the characteristics of diluted semen, represented by the individual and linear movement of sperm, the percentage of live sperm, the concentration of sperm, and a reduction in the percentage of dead and deformed sperm. Thus, it is concluded that the organic acid taurine has the ability to maintain the integrity of the acrosome and the plasma membrane of sperm during cooling processes by supporting and activating enzymatic antioxidants and reducing enzymatic oxidation indicators of ram semen, thus improving the characteristics of cooled semen.

### Acknowledgments

The authors have no specific acknowledgments to make for this research.

### Funding Information

This research received no specific grant from any funding agency in the public, commercial, or not-for-profit sectors.

**Author Contributions Statement**

Name of Author	C	M	So	Va	Fo	I	R	D	O	E	Vi	Su	P	Fu
Noor Riyadh Hussein	✓	✓	✓	✓		✓		✓	✓	✓	✓			
Asadi Falah Abdulmohsen Al		✓		✓		✓		✓		✓		✓		✓
Jassim Emad Falah Hassan Al	✓		✓		✓		✓		✓		✓		✓	

C : Conceptualization

M : Methodology

So : Software

Va : Validation

Fo : Formal analysis

I : Investigation

R : Resources

D : Data Curation

O : Writing - Original Draft

E : Writing - Review &amp; Editing

Vi : Visualization

Su : Supervision

P : Project administration

Fu : Funding acquisition

**Conflict of Interest Statement**

The authors declare that there are no conflicts of interest regarding the publication of this paper.

**Informed Consent**

All participants were informed about the purpose of the study, and their voluntary consent was obtained prior to data collection.

**Ethical Approval**

Not Applicable.

**Data Availability**

The data that support the findings of this study are available from the corresponding author upon reasonable request.

**REFERENCES**





- [1] B. P. Pardede, M. Agil, Y. Yudi, and I. Supriatna, 'Relationship of frozen-thawed semen quality with the fertility rate after being distributed in the Brahman Cross Breeding Program', *Veterinary World*, vol. 13, no. 12, 2020. [doi.org/10.14202/vetworld.2020.2649-2657](https://doi.org/10.14202/vetworld.2020.2649-2657)
- [2] A. Farshad and Y. Hosseini, 'The cryoprotective effects of amino acids supplementation on cooled and post-thaw Markhoz bucks semen quality', *Small Ruminant Research*, vol. 114, no. 2-3, pp. 258-263, 2013. [doi.org/10.1016/j.smallrumres.2013.07.007](https://doi.org/10.1016/j.smallrumres.2013.07.007)
- [3] P. Chemineau, Y. Cagnie, Y. Guérin, P. Orgeur, and J. C. Vallet, *Training manual on artificial insemination in sheep and goat*. F.A.O. Animal Production and Health. 1991.
- [4] M. B. Hosen, M. R. Islam, F. Begum, Y. Kabir, and M. Z. H. Howlader, 'Oxidative stress induced sperm DNA damage, a possible reason for male infertility', *Iranian journal of reproductive medicine*, vol. 13, no. 9, 2015.
- [5] M. Seify, M. Zarabadipour, L. R. Ghaleno, A. Alizadeh, and M. R. Valojerdi, 'The anti-oxidant roles of Taurine and Hypotaurine on acrosome integrity, HBA and HSPA2 of the human sperm during vitrification and post warming in two different temperature', *Cryobiology*, vol. 90, pp. 89-95, 2019. [doi.org/10.1016/j.cryobiol.2019.07.004](https://doi.org/10.1016/j.cryobiol.2019.07.004)
- [6] H. A. Aly and R. M. Khafagy, 'Taurine reverses endosulfan-induced oxidative stress and apoptosis in adult rat testis', *Food and Chemical Toxicology*, vol. 64, pp. 1-9, 2014. [doi.org/10.1016/j.fct.2013.11.007](https://doi.org/10.1016/j.fct.2013.11.007)
- [7] S. Chhillar, V. K. Singh, R. Kumar, and S. K. Atreja, 'Effects of Taurine or Trehalose supplementation on functional competence of cryopreserved Karan Fries semen', *Animal reproduction science*, vol. 135, no. 1-4, pp. 1-7, 2012. [doi.org/10.1016/j.anireprosci.2012.08.029](https://doi.org/10.1016/j.anireprosci.2012.08.029)
- [8] Amirat-Briand, L., Bencharif, D., Vera-Munoz, O., Ali, H. B. H., Destrumelle, S., Desherces, S., Schmidt, E., Anton, M., & Tainturier, D. (2009). Effect of glutamine on post-thaw motility of bull spermatozoa

- after association with LDL (low density lipoproteins) extender: preliminary results. *Theriogenology*, 71(8), 1209-1214. [doi.org/10.1016/j.theriogenology.2008.10.002](https://doi.org/10.1016/j.theriogenology.2008.10.002)
- [9] Sariözkan, S., Bucak, M.N., Tuncer, P.B., Ulutas, P.A. and Bilgen, A. (2009). The influence of cysteine and taurine on microscopic-oxidative stress parameters and fertilizing ability of bull semen following cryopreservation, *Cryobiology*, 58: 134- 138. [doi.org/10.1016/j.cryobiol.2008.11.006](https://doi.org/10.1016/j.cryobiol.2008.11.006)
- [10] H. Zhang, M. Cisse, Y. N. Dauphin, and D. Lopez-Paz, mixup: Beyond empirical risk minimization. 2017. [doi.org/10.1007/978-1-4899-7687-1\\_79](https://doi.org/10.1007/978-1-4899-7687-1_79)
- [11] L. Zhang et al., Effect of different extenders on the sperm quality parameters of Hu ram semen preserved at 16oC. 2021.
- [12] Zhang, L., Wang, Y., Sohail, T., Kang, Y., Niu, H., Sun, X., Ji, D., & Li, Y. (2021). Effects of taurine on sperm quality during room temperature storage in hu sheep. *Animals*, 11(9), 2725. [doi.org/10.3390/ani11092725](https://doi.org/10.3390/ani11092725)
- [13] I. H. Lambert, J. V. Jensen, and P. A. Pedersen, 'mTOR ensures increased release and reduced uptake of the organic osmolyte taurine under hypoosmotic conditions in mouse fibroblasts', *American Journal of Physiology-Cell Physiology*, vol. 306, no. 11, pp. C1028-C1040, 2014. [doi.org/10.1152/ajpcell.00005.2014](https://doi.org/10.1152/ajpcell.00005.2014)
- [14] A. Atessahin, M. N. Bucak, P. B. Tuncer, and M. Kızıl, 'Effects of anti-oxidant additives on microscopic and oxidative parameters of Angora goat semen following the freeze-thawing process', *Small Ruminant Research*, vol. 77, no. 1, pp. 38-44, 2008. [doi.org/10.1016/j.smallrumres.2008.03.002](https://doi.org/10.1016/j.smallrumres.2008.03.002)
- [15] M. N. Bucak and N. Tekin, 'Protective effect of taurine, glutathione and trehalose on the liquid storage of ram semen', *Small Ruminant Research*, vol. 73, no. 1-3, pp. 103-108, 2007. [doi.org/10.1016/j.smallrumres.2006.12.001](https://doi.org/10.1016/j.smallrumres.2006.12.001)
- [16] M. G. Tadros, A. E. Khalifa, A. B. Abdel-Naim, and H. M. Arafa, 'Neuroprotective effect of taurine in 3-nitropropionic acid-induced experimental animal model of Huntington's disease phenotype', *Pharmacology Biochemistry and Behavior*, vol. 82, no. 3, pp. 574-582, 2005. [doi.org/10.1016/j.pbb.2005.10.018](https://doi.org/10.1016/j.pbb.2005.10.018)
- [17] O. Uysal, M. N. Bucak, I. Yavas, O. Varish, and I. S. Gurcan, 'Evaluation of ram sperm frozen with various taurine concentrations', *Indian veterinary journal*, vol. 82, no. 10, pp. 1059-1061, 2005.
- [18] J. Yang, 'CSD mRNA expression in rat testis and the effect of taurine on testosterone secretion', *Amino Acids*, vol. 643, pp. 313-322, 2010.
- [19] J. H. Hu et al., 'The cryoprotective effect of low-density lipoproteins in extenders on bull spermatozoa following freezing-thawing', *Anim Reprod Sci*, vol. 117, pp. 11-17, 2010. [doi.org/10.1016/j.anireprosci.2009.04.001](https://doi.org/10.1016/j.anireprosci.2009.04.001)
- [20] M. N. Bucak, S. Sar Özkana, P. B. Tuncera, P. A. Uluta, and H. I. Akçada, 'Effect of antioxidants on microscopic semen parameters, lipid peroxidation and antioxidant activities in Angora goat semen following cryopreservation', *Small Rumin. Res*, vol. 81, pp. 90-95, 2009. [doi.org/10.1016/j.smallrumres.2008.11.011](https://doi.org/10.1016/j.smallrumres.2008.11.011)
- [21] Banday, M. N., Lone, F. A., Rasool, F., Rashid, M., & Shikari, A. (2017). Use of antioxidants reduce lipid peroxidation and improve quality of crossbred ram sperm during its cryopreservation. *Cryobiology*, 74, 25-30. [doi.org/10.1016/j.cryobiol.2016.12.008](https://doi.org/10.1016/j.cryobiol.2016.12.008)
- [22] P. O. Atte, M. Abdulrashid, O. M. Daudu, and D. Zahraddeen, 'Effects of Taurine and Season on Semen Characteristics and Sperm Morphology of West African Dwarf Rams', *Nigerian Journal of Animal Science and Technology (NJUST)*, vol. 5, no. 3, pp. 71-79, 2022.
- [23] A. Dziekońska, L. Fraser, and J. Strzeżek, 'Effect of different storage temperatures on the metabolic activity of spermatozoa following liquid storage of boar semen', *J Anim Feed Sci*, vol. 18, no. 4, pp. 638-649, 2009. [doi.org/10.22358/jafs/66438/2009](https://doi.org/10.22358/jafs/66438/2009)
- [24] M. Zamiri, B. Khalili, M. Jafaroghli, and A. Farshad, 'Seasonal variation in seminal parameters, testicular size, and plasma testosterone concentration in Iranian Moghani rams', *Small Ruminant Research*, vol. 94, no. 1-3, pp. 132-136, 2010. [doi.org/10.1016/j.smallrumres.2010.07.013](https://doi.org/10.1016/j.smallrumres.2010.07.013)

- [25] A. G. M. Brunet, J. Santiago-Moreno, A. Toledano-Diaz, and A. Lopez-Sebastia, Reproductive seasonality and its control in Spanish sheep and goats. *Tropical and Subtropical Agroecosystems*. 2011.
- [26] 'variation in semen quantity and quality traits of Iranian crossbred rams', *Slovak J. Anim. Sci*, vol. 45, no. 3, pp. 67-75.
- [27] D. Kumar, A. Joshi, and S. M. K. Naqvi, 'Effect of post-thaw incubation on semen characteristics of ram spermatozoa cryopreserved under controlled and uncontrolled rate of cooling', *Animal Reproduction (AR)*, vol. 6, no. 4, pp. 526-534, 2018.
- [28] S. Kumar and R. Sharma, 'Effect of freezing on sperm membrane and its impact on sperm function in sheep', *Journal of Reproductive Physiology and Biochemistry*, vol. 3, no. 2, pp. 177-184, 2018.

**How to Cite:** Noor Riyadh Hussein, Asadi Falah Abdulmohsen Al, Jassim Emad Falah Hassan Al. (2024). The effect of adding levels of the organic acid taurine on improving the characteristics of diluted and cooled semen of arabi rams. *International Journal of Agriculture and Animal Production (IJAAP)*, 4(1), 108-117. <https://doi.org/10.55529/ijaap.43.1.12>

### BIOGRAPHIES OF AUTHORS

	<p><b>Noor Riyadh Hussein</b>, is a researcher affiliated with the Department of Animal Production, College of Agriculture, University of Basrah, Iraq. Her academic work focuses on animal production sciences, contributing to agricultural research within the Iraqi higher education system. Based at one of Iraq's prominent universities, she is engaged in scholarly activities related to livestock and animal sciences. Her research endeavors aim to advance knowledge in animal production, supporting agricultural development and food security in Iraq and the broader region. Email: <a href="mailto:nourriyadh999@gmail.com">nourriyadh999@gmail.com</a></p>
	<p><b>Asadi Falah Abdulmohsen Al</b> , is a researcher and academic affiliated with the Department of Animal Production, College of Agriculture, University of Basrah, Iraq. With a focus on animal production sciences, he contributes to advancing agricultural research within Iraq's academic landscape. Working at the University of Basrah, one of Iraq's leading institutions, his scholarly efforts are directed toward the study of livestock management and animal sciences. His research supports broader goals of agricultural sustainability and food security in Iraq and the surrounding region. Email: <a href="mailto:falah.abd_allah@uobasrah.edu.iq">falah.abd_allah@uobasrah.edu.iq</a></p>
	<p><b>Jassim Emad Falah Hassan Al</b>, is an academic researcher associated with the Department of Animal Production, College of Agriculture, University of Basrah, Iraq. His scholarly work centers on animal production sciences, contributing to the advancement of agricultural knowledge within Iraq's higher education sector. As a member of the University of Basrah's academic community, he is dedicated to research in livestock and animal sciences, aiming to enhance understanding in the field. His contributions support agricultural development and food security initiatives in Iraq and the wider regional context. Email: <a href="mailto:amad.hassan@uobasrah.edu.iq">amad.hassan@uobasrah.edu.iq</a></p>