

Research Paper



Heavy metal determination by icp-ms in fenugreek and spinach vegetables

Shivendra Verma^{1*}, Shalini Singh²

^{1,2}Department of Microbiology, SRK University Bhopal, India.

Article Info

Article History:

Received: 24 October 2022

Revised: 01 January 2023

Accepted: 09 January 2023

Published: 25 February 2023

Keywords:

Heavy Metal

Contamination

Health Risk

Vegetables

ICP Ms Method

ABSTRACT

Lead, Chromium, Cadmium, and Nickel levels in cultivated spinach and fenugreek were the focus of this study. Inductively Coupled Plasma Mass Spectrometry was used to analyse all of the samples (ICP-MS). The transfer factor of HMs from soil to examined vegetables and exposure to examined heavy metals was computed. Vegetable roots, stems, and leaves have higher percentage quantities of the heavy metals Ni, Pb, Cr, and Cd than has considered acceptable. Due to their high metal content, in our study may endanger human health.



Corresponding Author:

Shivendra Verma

Department of Microbiology SRK University Bhopal, India.

Email: shivendraverma111@gmail.com

Copyright © 2023 The Author(s). This is an open access article distributed under the Creative Commons Attribution License, (<http://creativecommons.org/licenses/by/4.0/>) which permits unrestricted use, distribution, and reproduction in any medium, provided the original work is properly cited.

1. INTRODUCTION

Food quality suffers as a result of heavy metal emissions into the environment. Trace metals including copper, zinc, manganese, and cobalt are essential for both human and animal growth and development. On the other hand, toxic metals including arsenic, lead, nickel, mercury, and cadmium are hazardous to living things and do not have a recognized homeostasis mechanism in the body [1].

Earth's crust, mining, soil erosion, industrial discharges, the result of residential and industrial wastes mixing in the oceans, urban flow, sewage wastes, toxic chemicals used on plants, and air pollution [2] are some examples of environmental factors. The nutritional value of food is impacted by heavy metal contamination in the land and oceans, which can also harm animals and people through the food chain. Mines, wastewater from various metal and paper industries, fertilisers, fossil fuels, pesticides, other chemicals, and household waste are the primary sources that contribute to the admixture of heavy metals in the environment [3]. The most frequent heavy metals that pollute soil are lead, as, cadmium, and mercury [4]. The long-term build-up of heavy metals in soil can reduce its ability to act as a buffer and contaminate groundwater [5].

Heavy metal contamination of soil and crops (HMs) is currently a critical worldwide problem. Heavy metals present in the environment as particles or vapor can be taken up by plants. If they are deposited over a specific level, toxic metals can offer major health concerns to all living things, notably humans [6]. Vegetables and fruits that are high in vitamins, minerals, and heavy metals like Copper, Zink, and Iron are used by human metabolism in many processes, and heavy metals like Mercury, Cadmium, and Lead that have no beneficial effects and functions can be transmitted to water in a number of ways.

In addition to upsetting the natural balance of life, the presence of heavy metals in significant concentrations in water also causes the death of several living things [7]. Since there are no acceptable levels of heavy metals in food, eating it often over a long period of time leads to chronic heavy metal accumulation in the body. Heavy metal buildup in the body can impair several biochemical processes and result in human liver, kidney, heart, nerve, and many diseases. As a result, the maximum quantities of hazardous metals that can be present in food without causing food chain contamination have been lowered by international and national regulations on food quality [8]. Hence this study's objective was to find out how much of the heavy metals Nickel, Lead, Chromium, and Cadmium were present in homegrown both vegetables (spinach & fenugreek).

1.1 Sample Preparation

Vegetable samples of fenugreek and spinach were grown at home in plain soil. After above 1 month, both vegetable samples were cleaned for 10-15 minutes under warm water. Non-renewable sections were removed before a heavy metals test was performed on both plant components (root, leaf, and stem).

1.2 Chemical Analysis

The samples were analyzed in the AGSS analytical and research laboratory. The materials were first digested using a microwave digester. 6 mL of nitric acid (HNO₃, 65%) and 2 mL of hydrogen peroxide (H₂O₂, 30%) were used to digest 0.5 g of wet ground weight. The digested samples were dried and diluted with deionized water to 20 mL. Heavy metal concentrations (Ni, Cr, Pb, and Cd) in digested samples were measured using an Agilent 7700 ICP-MS. Agilent 8500-6940 2A (5% HNO₃): Ni, Cd, and Pb, Agilent 8500-6940 Hg (5% HNO₃): Cr, and Agilent 5188-6525 (5% HNO₃): all concentrations were 5, 10, 15, and 20ppm. Agilent 5185-5959: Li, Y, Tl, Ce, Co, and Mg (1ppb in 2% wt HNO₃) solutions were employed throughout analysis.

1.3 Data Analysis

To assess the differences between the observed findings data, a one-way ANOVA was performed. The ICP-MS data was utilized to discover significant variations between the means of different soil categories and metals identified or absorbed in soil and vegetables. In the procedures, the criterion for significance was set at $p < 0.05$. Whole data were accessible as calculation revenue with usual mistake. Completely numerical analyzes were approved out using the Excel 2017 program, and all statistics were generated using the Origin Version 8.5 software (Corporation, USA).

2. RESULTS AND DISCUSSION

5, 10, 15, and 20 ppm were mixed in it, as well as between fenugreek & spinach, and the soil was also tested for various metals. The results are recorded in a [Table 1](#), and [Figure 1](#) concludes. The findings of a research for selected HM identified in plain soil & portions of Fenugreek Leaf stem & root are displayed in the Figure. While [Table 2](#) and [Figure 2](#). Mean Concentration of HMS in Spinach & Soil Samples have been completed, the figure depicts the results of heavy metals in simple soil & selected parts of Spinach.

Table 1. Mean Con of Heavy Metals in Fenugreek Vegetable & Soil Samples

Ni Concentration After Digestion				
Treatment in Ni (ppm)	Leaf	Stem	Root	Soil
Control	0.6	1.1	4.3	17
5	1.2±0.01	1.07±0.01	5.22±0.12	23.79±0.01
10	3.09±0.02	3.19±0.42	8.09±0.11	29.02±0.11
15	7.06±0.12	5.05±0.24	12.01±0.09	34.02±0.19
20	10.0.02±0.01	9.10±0.002	23.06±0.001	44.04±0.01
Pb Concentration after digestion				
Treatment in Pb (ppm)	Leaf	Stem	Root	Soil
Control	BLQ	BLQ	BLQ	0.06
5	BLQ	0.06±0.001	0.40±0.13	6.13±0.17
10	BLQ	0.06±0.001	0.19±0.1	11.1±
15	0.4±0.001	1.2±0.001	6.24±0.04	17.72±0.32
20	0.47±0.12	2.02±0.14	11.01±0.001	21.02±0.69
Cr Concentration after digestion				
Treatment in Cr (ppm)	Leaf	Stem	Root	Soil
Control	BLQ	BLQ	1.2	6.44
5	0.28±0.01	0.73±0.14	5.01±0.19	11.02±0.02
10	0.566±0.011	1.07±0.17	9.01±0.13	19.1±0.1
15	0.9±0.1	2.01±0.001	11.22±0.10	19.22±0.16
20	1.2±0.7	2.12±0.14	21.14±0.11	20.01±0.1
Cd Concentration after digestion				
Treatment in Cd (ppm)	Leaf	Stem	Root	Soil
Control	BLQ	BLQ	BLQ	0.05
5	BLQ	0.41±0.14	2.01±0.01	6.19±0.14
10	0.02±0.1	0.8±0.1	3.02±0.09	11.08±0.19
15	0.049±0.01	1.2±0.006	5.17±0.33	14.62±0.02
20	1.18±0.11	2.01±0.04	6.2±0.10	23.19±0.10

Table 2. Mean Concentration of Heavy Metals in Spinach Vegetable & Soil Samples

Ni Concentration after digestion				
Treatment in Ni (ppm)	Leaf	Stem	Root	Soil
Control	BLQ	1.2	1.88	15.2
5	3.22±0.25	2.26±0.03	2.06±0.01	20.78±0.001
10	8.04±0.006	5.16±0.04	8.25±0.12	22.21±0.1
15	10.1±0.001	14.23±0.19	10.565±0.14	29.10±0.05
20	10.1±0.02	21.86±0.14	17.09±0.13	32.12±0.14
Pb Concentration after digestion				
Treatment in Pb (ppm)	Leaf	Stem	Root	Soil
Control	BLQ	BLQ	BLQ	1.98

5	BLQ	BLQ	BLQ	9.10±0.14
10	BLQ	0.45±0.12	1.54±0.16	10±0.35
15	0.31±0.01	1.1±0.001	3.04±0.14	15.01±0.1
20	0.8±0.004	1.02±0.07	4.47±0.27	17.11±0.22
Cr Concentration after digestion				
Treatment in Cr (ppm)	Leaf	Stem	Root	Soil
Control	BLQ	BLQ	BLQ	6.42
5	BLQ	1.69±0.01	0.69±0.01	16.11±0.09
10	9.11±0.10	4.10±0.014	3.22±0.14	19.12±0.20
15	16.12±0.14	17.15±0.1	12.24±0.19	24.12±0.11
20	28.21±0.24	27.03±0.26	15.05±0.17	31.19±0.18
Cd Concentration after digestion				
Treatment in Cd (ppm)	Leaf	Stem	Root	Soil
Control	BLQ	BLQ	BLQ	0.01
5	BLQ	BLQ	BLQ	5.04±0.6
10	0.22±0.02	3.11±0.03	5.21±0.2	1.9±0.3
15	1.11±0.14	4.23±0.14	8.06±0.001	12.10±0.25
20	1.10±0.9	5.13±0.8	6.24±0.14	17.01±0.21




Figure 1. Mean Concentration of HMS in Fenugreek & Soil Samples

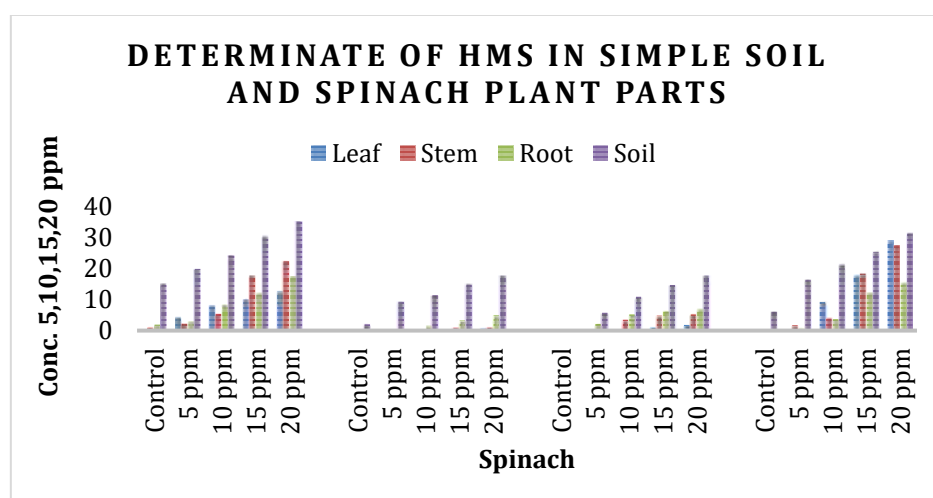


Figure 2. Mean Concentration of HMS in Spinach & Soil Samples

The relative quantity of HMs in fenugreek samples examined followed the same pattern as in plain soil samples. Chromium > Nickel > Lead > Cadmium. The plant root had the highest absorption from plain soil to fenugreek at 20 ppm. In contrast, the comparative presence of heavy metals in the spinach samples examined followed the same pattern as in basic soil samples. Chromium > Nickel > Cadmium > Lead. The plant stem had the highest absorption from plain soil to Spinach, at 20 ppm. Vegetable spp range greatly in their propensity to absorb and accumulate HMs, even among cultivars and variations within the same vegetable [9], [10]. Cd absorption and accumulation have been observed to be higher in leafy greens than in other vegetables [11], [12]. Significant variations in heavy metal concentrations were detected in the edible sections of Fenugreek and Spinach vegetable components in this study; concentrations declined in the sequence of leafy vegetables root > stem > leaf Figure 1 and Figure 2. Furthermore, the ability of spinach vegetables to absorb and accumulate heavy metals was developed than that of fenugreek vegetable, Cd, Ni, Pb & Cr were classified as in Table 2.

3. CONCLUSION

The study validates an effective internal standard approach based on ICP-MS for quantifying the levels of Ni, Cr, Cd, and Pb in soils and plants. Specialized Orientation analysis methodologies difference and recapture research dissimilar were carried out in this study. General, the findings show that the given technique has good repeatability, recapture, and accurateness for Cr, Cd, Pb, and Ni measurements in plants & soil. Thus, the planned method can be efficaciously used to monitor the above all 4th HMs in the soil, which absorb heavy metals from the soil to the plant, so that other heavy metals that harm the full effects on human health can be determined because the data from this study is insufficient it will provide feedback on the determination of other HMs. There has been relatively little research on the impact of foods with high heavy metal content on health. Further extensive research is required to achieve the final results.

Acknowledgment

I sincerely thank my Supervisor Dr. Subodh Chandra Pal. I get consistent support and animation from Manami Datta and she incessantly motivates me. The avoiding of grammatical mistakes has applied to the Grammarly App. I am very much indebted to my heavenly grandfather Nawsad SK and grandmother Jummatun Bibi.

Funding Information

This research received no specific grant from any funding agency in the public, commercial, or not-for-profit sectors.

Author Contributions Statement

Name of Author	C	M	So	Va	Fo	I	R	D	O	E	Vi	Su	P	Fu
Shivendra Verma	✓	✓	✓		✓	✓		✓	✓	✓	✓	✓		✓
Shalini Singh	✓	✓		✓			✓			✓	✓			

C : Conceptualization

I : Investigation

Vi : Visualization

M : Methodology

R : Resources

Su : Supervision

So : Software

D : Data Curation

P : Project administration

Va : Validation

O : Writing - Original Draft

Fu : Funding acquisition

Fo : Formal analysis

E : Writing - Review & Editing

Conflict of Interest Statement

The authors declare that there is no conflict of interest regarding the publication of this article.

Informed Consent

All participants were informed about the purpose of the study, and their voluntary consent was obtained prior to data collection.

Ethical Approval

The study was conducted in compliance with the ethical principles outlined in the Declaration of Helsinki and approved by the relevant institutional authorities.

Data Availability



The data that support the findings of this study are available from the corresponding author upon reasonable request.

REFERENCES

- [1] S. Verma, A. Gupta, and S. Singh, '2022) A Study of Identification *Listeria monocytogenes* bacteria isolated from Raw vegetables in Madhya Pradesh', India. *Eco. Env. & Cons*, vol. 28, pp. S557-S561. doi.org/10.53550/EEC.2022.v28i02s.081
- [2] S. Morais, F. G. Costa, and M. D. L. Pereira, 'Heavy metals and human health', *Environmental health-emerging issues and practice*, vol. 10, pp. 227-246, 2012. doi.org/10.5772/29869
- [3] E. O. Afoakwa, 'Melamine contamination of infant formula in China: the causes, food safety issues and public health implications', *African Journal of Food, Agriculture, Nutrition and Development*, no. 8, pp. 1-9, 2008. doi.org/10.18697/ajfand.21.CY009
- [4] R. A. Wuana and F. E. Okieimen, 'Heavy metals in contaminated soils: a review of sources, chemistry, risks and best available strategies for remediation'. 2011. doi.org/10.5402/2011/402647
- [5] Y. Sun, Q. Zhou, X. Xie, and R. Liu, 'Spatial, sources and risk assessment of heavy metal contamination of urban soils in typical regions of Shenyang', China. *Journal of hazardous materials*, vol. 174, no. 1-3, pp. 455-462, 2010. doi.org/10.1016/j.jhazmat.2009.09.074
- [6] H. R. Gebeyehu and L. D. Bayissa, 'Levels of heavy metals in soil and vegetables and associated health risks in Mojo area', Ethiopia. *PloS One*, vol. 15, no. 1, 2020. doi.org/10.1371/journal.pone.0227883
- [7] F. Karayakar, O. Bavbek, and B. Cıçık, 'Mersin körfezi'nde avlanan balık türlerindeki ağır metal düzeyleri [Metal Concentrations in Fish Species Captured In Mersin Bay]', *Journal of Aquaculture Engineering and Fisheries Research*, vol. 3, no. 3, pp. 141-150, 2017. doi.org/10.3153/JAEFR17017
- [8] R. K. Sharma, M. Agrawal, and F. M. Marshall, 'Heavy metals in vegetables collected from production and market sites of a tropical urban area of India', *Food and chemical toxicology*, vol. 47, no. 3, pp. 583-591, 2009. doi.org/10.1016/j.fct.2008.12.016
- [9] Y. Zhu, H. Yu, J. Wang, W. Fang, J. Yuan, and Z. Yang, 'Heavy metal accumulations of 24 asparagus bean cultivars grown in soil contaminated with Cd alone and with multiple metals (Cd, Pb, and Zn)', *J. Agric. Food Chem*, vol. 55, pp. 1045-1052, 2007. doi.org/10.1021/jf062971p
- [10] I. Säumel, I. Kotsyuk, M. Hölscher, C. Lenkerei, F. Weber, and I. Kowarik, 'How healthy is urban horticulture in high traffic areas? Trace metal concentrations in vegetable crops from plantings within inner city', *Environ. Pollut*, vol. 165, pp. 124-132, 2012. doi.org/10.1016/j.envpol.2012.02.019
- [11] Yang, Y.; Zhang, F.S.; Li, H.F.; Jiang, R.F. (2009). Accumulation of cadmium in the edible parts of six vegetable species grown in Cd-contaminated soils. *J. Environ. Manag.* 90, 1117-1122. doi.org/10.1016/j.jenvman.2008.05.004
- [12] J. Yang, H. Guo, Y. Ma, L. Wang, D. Wei, and L. Hua, 'Genotypic variations in the accumulation of Cd exhibited by different vegetables', *J. Environ. Sci. China*, vol. 22, pp. 1246-1252, 2010. [doi.org/10.1016/S1001-0742\(09\)60245-X](https://doi.org/10.1016/S1001-0742(09)60245-X)

How to Cite: Shivendra Verma, Shalini Singh. (2023). Heavy metal determination by icp-ms in fenugreek and spinach vegetables. International Journal of Agriculture and Animal Production (IJAAP), 3(1), 32-38. <https://doi.org/10.55529/ijaap.31.32.38>

BIOGRAPHIES OF AUTHORS

	<p>Shivendra Verma, is associated with the Department of Microbiology at SRK University. His academic interests focus on microbiology, biomedical research, and emerging developments in life sciences. He has contributed to research activities related to microbial analysis, healthcare applications, and scientific innovation. Through his teaching and research involvement, he actively supports academic excellence and interdisciplinary scientific studies. His work reflects a commitment to advancing microbiological research and promoting quality higher education in India. Email: shivendraverma111@gmail.com</p>
	<p>Shalini Singh, is affiliated with the Department of Microbiology at SRK University. Her academic interests include microbiology, biomedical sciences, and infectious disease research. She has been involved in research activities focusing on microbial studies, laboratory diagnostics, and healthcare-related applications. She is committed to advancing scientific knowledge through research and academic collaboration. Her work contributes to the development of innovative approaches in microbiological sciences and supports quality education and research in the field of life sciences.</p>